

● My journey

● My financial aid

● My duties

The Caf des Alpes-Maritimes, always by your side !

## Our reception centres

### Antibes

📍 41 avenue Reibaud  
06600 Antibes

### Cannes

📍 13-15 rue Buttura  
06400 Cannes

### Nice

📍 Corner of rue Alberti and rue Pastorelli  
06000 Nice

## Contact us



Call

3230

Service gratuit  
+ prix appel



Make an appointment at Caf.fr



I am a


student



# I am a student




## 1 I contact the Caf


 I go the Caf.fr website and click on "My Caf" or I download the mobile app.


### If I have any difficulties:


- I call 3230.
- I go to a Caf reception centre or to a Caf partner organisation.
- I make an appointment (in person, by phone, or video call) on the Caf.fr website.

 I meet the Caf at a forum or when they are present at a Crous office.

## 3 I file my request

 I complete a financial aid simulation on Caf.fr or mesdroitssociaux.gouv.fr.

 I create my account and complete my request online on the Caf.fr and provide all of the supporting documents requested by the Caf.

 Please note, creating an account on Caf.fr does not constitute a request for services.

## 5 I consult my file online



When my file has been processed, I go to the "My account" section on Caf.fr or on the mobile app to see if I qualify for any assistance. I see the amount to which I am entitled to and the payment date.




If I do not see any amount, I consult the section in my account entitled "My payments and my rights" -> "My rights" -> "Services without rights".




I receive the benefit guide informing me of my rights and duties.

## 2 The Caf informs me of my rights


 On Caf.fr I can find complete information on the benefits I may be entitled to receive.

### If I go to a Caf reception centre:

The benefits I can claim will be explained to me as well as how to manage my file independently using the "My account" section on Caf.fr. I will also be presented with all of the services offered by the Caf and its partner organisations.

 **Please note:** When I become a beneficiary I can no longer be claimed on my parents' Caf file.

## 4 The Caf processes my request

 The Caf verifies my eligibility for assistance by examining my income, professional and family situation, etc.

### If the Caf asks me for additional documents :

- I receive an alert on "My account", or by mail if I do not have an email address.
- I send my documents using the "My procedures" section of "My account" or by mail.
- I receive an SMS confirmation that the documents have been received.

## 6 I update my file



### I declare all changes :

- Personal information
- Family situation
- Work situation
- Change of address



Please note, in case of a change of address or housing, you must re-apply for housing assistance.

### I consult and respond to notifications on "My account":

- In June, I confirm whether or not I will keep my housing during the summer.
- If I have a scholarship, I must confirm my status.



If my file is suspended, I check my "My account" -> "My procedures" to see which documents are missing from my file and how to contact my Caf.



I may no longer be eligible for assistance if: my situation changes and I no longer meet the conditions.

